

F O R D 1 9 9 2

Taurus

6-YEAR/100,000-MILE CORROSION PROTECTION

Corrosion warranty coverage for outer body panel rust-through is 6 years or 100,000 miles, whichever comes first. See your Ford Dealer for a copy of this limited warranty.



Optional Ford Extended Service Plans cover major components on new Ford cars and light trucks for longer than the vehicle's basic warranty. Your Ford Dealer has full details.

MOTORCRAFT REPLACEMENT PARTS

Genuine Ford and Motorcraft original equipment replacement parts meet the


same high standards as those installed in production.





Ford Credit's Red Carpet Lease® program makes driving a new Ford even more pleasurable. With it, qualified lessees can drive a new car or truck every few years, and can generally select a more expensive vehicle (or one with more options) at a lower monthly payment. See your dealer today for details on Red Carpet Lease.

OPTIONS AVAILABILITY

Options shown or described in this catalog are available at extra cost and may be offered only in combination with other options or subject to additional ordering requirements or limitations.





THE NEW TAURUS:
DESIGNED TO BE
A FINE DRIVER'S
CAR AS WELL AS
A COMFORTABLE
PASSENGER CAR.

Interior design of "world class" stature achieves high marks not only for overall passenger comfort, but for driving enjoyment as well.

Looking at the Taurus' new ergonomic layout, you can see that it's smoothly contoured, pleasing to the eye. And well integrated, with a new "flow-through" theme blending the restyled instrument and door panels.

It's when you get into the fine details, however, that you really begin noticing how much effort has gone into making Taurus such a pleasure to drive.

Ergonomic convenience is clearly evident in the driver-oriented instrumentation.

The controls, easily identifiable by touch, are easy to reach and require minimal effort. A simple turn of the hand is all that's needed to operate the rotary climate and headlamp controls.

Among the stereo system improvements is a remote module with volume, memory and seek controls on the instrument cluster.

And the cluster has a new blue-green lighting, which consumers told us provides better night visibility.

Door armrests are wider and flat for better support. Optional power window/lock buttons are larger and emit a jewel of light when the ignition is on. The driver's power window with "express-down" feature lowers completely at the single touch of a button.

Last year we made electric remote-control mirrors standard on every Taurus. And this year we've given them tinted glass to reduce annoying glare, day and night.

Continuous improvements down to the smallest detail: You'd expect this from a "customer-driven" company.

The Taurus LX instrument panel, shown in Opal Grey. Some equipment shown is optional.

Among the many standard features in Taurus LX are air conditioning, power side windows with new "express-down" feature, power door locks, the auto-lamp on/off delay system, the illuminated entry system, remote-control decklid (sedan)/liftgate (wagon) and fuel door releases, and automatic parking brake release. A tachometer plus warning lights for door ajar, low brake fluid, low washer fluid, low oil level, low fuel, and running lamp out are included in the standard diagnostic instrument cluster.



QUIET COMFORT.
IT'S A SOUND OF
QUALITY YOU WILL
ESPECIALLY ENJOY
HEARING IN THE
NEW TAURUS.

The more contemporary aerodynamic shape. The redesigned, more ergonomic interior. The added comfort and convenience features. The numerous fit and finish refinements, inside and out.

There are so many things you can see that have gone into making the new Taurus a better automobile.

And there are other fine features, equally important, that you can't see. Among them is an attribute which we are especially proud of: Ride quality.

Excellent ride comfort has always been one of Taurus'

most remarkable features. But to get the full sense of how much improved Taurus for 1992 is, first-hand experience behind the wheel of one in motion is a must.

For a smoother, quieter ride, we gave the 4-wheel independent suspension system double-isolated struts with retuned valving and strut dampers.

And other chassis refinements were made, such as the redesign of the anti-sway bar for improved ride.

Taurus engines, through component refinements, are quieter. And so are the more

efficient manual and electronic air conditioning systems. And with improved aerodynamics, Taurus moves more easily through the air, reducing wind noise.

In our avid pursuit of a quieter ride, we even went so far as to increase the rear license plate attachment bolts from two to four to help prevent rattling.

In this quieter and more relaxing environment, you will enjoy even more the roominess and comfort of the world-class interior design of one of America's premier mid-size cars.

The luxurious Taurus LX interior in Opal Grey. Some equipment shown is optional.

The LX touring sedan for 1992 features cloth reclining front bucket seats (leather seating surfaces are available) with floor-mounted shift. The full center console has a flip-up padded armrest, rear courtesy lamp, storage bin with cup holder and removable mat with depressions for beverage containers. For six-passenger seating, order the split bench seat (included in the Taurus LX wagon), available in standard cloth or optional leather seating surfaces.



WE HAVE MADE
AMERICA'S LEADER
IN WAGON
DESIGN BETTER
THAN EVER. THE
NEW '92 TAURUS.

Taurus, America's leader in wagon design, outsells every other wagon year after year. And for 1992, it's even better.

The Taurus Wagon is more stylish with its new front end design. Inside, it is more contemporary, more ergonomic, and quieter (see the features on pages 9 and 11). What's more, there's a new right front passenger air bag option.*

Taurus Wagon is impressive in its practical features, too.

The maximum 81.1 cu.-ft. cargo compartment is the result, in part, of the rear suspension design. Equipped with helical coil springs and

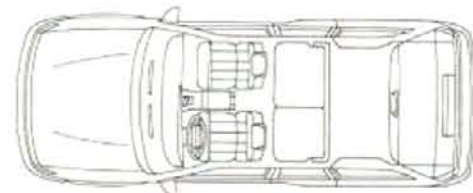
with its shocks outboard of the frame rails, the unique short/long arm (SLA) independent rear system allows for a lower and wider load floor, thereby providing more usable cargo space.

Taurus has a versatile 60/40 rear seat, cargo tie-downs (a net in LX), 2-way liftgate (raise the entire liftgate or just the window), a roof rack with crossbar and tie-downs, plus a lockable under-floor compartment.

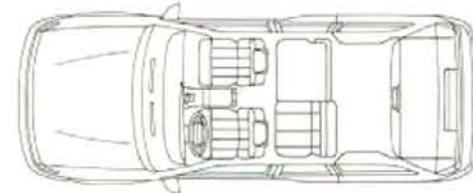
In an aerodynamic, roomy Ford Taurus Wagon, enjoy sedan-like style and ride. And excellent utility, too.

*See your Ford Dealer for availability.

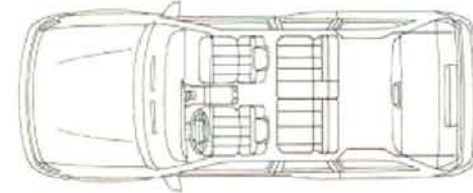
Taurus LX Wagon in Opal Grey Clearcoat Metallic. Some equipment shown is optional.



With both seat backs lowered you have 81.1 cu. ft. of cargo space with a flat load floor.



Depending on which seat back you lower, you have room for one or two passengers.



Both rear seat backs raised give full passenger capacity plus 45.7 cu. ft. of cargo space.



THE NEW 1992
TAURUS L AND GL:
PROOF THAT THE
AVERAGE FAMILY
CAN TRAVEL
WORLD CLASS.

Our popular Taurus L and GL models have, over the years, brought world-class design features to families all across America. This year, improved design and ride comfort make their family values stronger than ever.

Choose a Taurus L or GL in sedan or wagon style. Both provide 6-passenger seating and a passenger volume index of 100 cu. ft.

The sedan has a 17.9 cu.-ft. deep-well trunk, nearly a cubic foot more than before. The versatile wagon (page 15) provides cargo space from 45.7 to 81.1 cu. ft.

Underlying Taurus' solid value, too, are features of outstanding design strength.

The polycarbonate bumper system, for example, is designed for 5-mph impact resistance (twice the 2-1/2 mph Federal standard) as well as for aero efficiency.

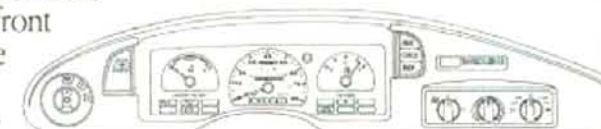
Another is seat design. High-density foam pads, in areas needing extra support, distribute contact pressure evenly for greater comfort. Flex-o-lator springs help provide lower back support.

Taurus L and GL are powered by a multi-port EFI, computer-controlled 3.0L V-6

with electronic 4-speed automatic transaxle (a 3.8L V-6 is optional in the GL). They come with a driver air bag supplemental restraint system (right front passenger side air bag available*), power-assisted brakes (or optional 4-wheel anti-lock disc brakes), front seat back recliners, AM/FM stereo, electric remote control mirrors, and a lot more.

And with the GL Preferred Equipment Package 204A (see pages 26-27), you get Taurus value at its very best.

Taurus GL Sedan in Medium Cranberry Clearcoat Metallic and GL Wagon in Oxford White. Some equipment shown is optional.



Design strength is a major part of Taurus' great value, as you can see in the redesigned ergonomic instrument cluster. The instruments are legible, properly sized and positioned. For the driver's convenience, a separate module for stereo volume, seek and memory controls is right on the instrument cluster.

*See your Ford Dealer for availability.

THE NEW TAURUS.
"CUSTOMER-DRIVEN"
IN QUALITY, SAFETY,
STYLE AND COMFORT.
EVERYTHING YOU'D
EXPECT IN AMERICA'S
DESIGN LEADER.

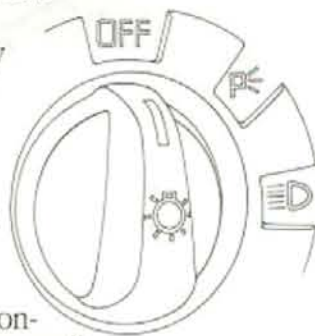
Features that help make driving more comfortable, more enjoyable, and more assuring — they are what you'd expect from a company that's as totally committed to satisfying your needs as Ford.

Shown here are just some of the many comfort and convenience items you'll find on Taurus' long list of standard and optional equipment (detailed on page 27).


Taurus for 1992 offers an optional right front passenger air bag supplemental restraint system (see your dealer for availability) to go along with the standard driver air bag.

There are stereo systems with more features and better ergonomics; power locks and windows with lighted controls; power driver's window with new "express down" feature; and so many others.


Here at Ford, we are always looking for ways to improve our products — in quality and safety, style and comfort. The term we use for this is "customer-driven."




The driver has a separate stereo control module (volume, seek, memory) on the instrument cluster.




Variable speed settings to match varied conditions are a feature of the standard interval wipers.



The standard tilt steering column can be adjusted to suit individual driver needs.



The security delayed dome lamp keeps the interior lighted for several seconds after the door is closed.



Optional power windows/locks now have lighted controls. Driver's window has new "express-down" feature.



Coin and cup holders are among the many conveniences you'll find in Taurus.



The standard electric remote outside mirrors are now tinted to reduce annoying glare.



A remote liftgate release is now available along with the fuel filler door release in the wagon model.



Optional electronic control air conditioning is redesigned for greater efficiency and comfort.



The center console (with bucket seats) has a storage bin plus provision for holding beverage containers.



A convenient cargo tie-down net is standard in Taurus LX and SHO.



The rear-facing third seat, ideal for two children, is an optional feature in all Taurus wagons.

THERE'S A NEW TAURUS EQUIPPED TO SATISFY JUST ABOUT ANYONE'S PERSONAL OR FAMILY NEEDS.

There are a lot of ways to enjoy the Taurus driving experience. It's just a matter of choosing and equipping the Taurus model that best suits your needs and style.

There are four models, each with its own standard features list and a Preferred Equipment Package. These packages make ordering easy and offer a savings on select features.

Compared with the prices of the items if purchased separately, the savings are equivalent to getting certain items at no extra charge.

To further personalize your Taurus, choose from the selection of appearance, comfort and convenience options that are available separately, some of which are shown here.

Preferred Equipment Package features are subject to change over the year. So for the latest information, see your Ford Dealer.



(A)



(B)



(C)



(D)



(E)



(F)



(G)



(H)

(A) The keyless entry system allows the locking and unlocking of the doors without the use of a key. Includes the illuminated entry system, which illuminates the key bezel and activates the interior lights when an outside door handle is lifted.

(B) The 4-wheel disc anti-lock brake system helps provide smoother, more controlled stops under most conditions.

(C) The rear defroster clears the rear window of frost or mist.

(D) The Ford JBL Sound System (sedan model only) is engineered to deliver ultra high performance and sound fidelity. It features active crossovers, custom equal-

ization, electronic limiting, and includes eight JBL drivers in four locations. Bi-amplified, the Ford JBL system has two amplifiers producing a total of 145 watts of power.

(E) The power moonroof is a luxury option available on Taurus LX and SHO.

(F) The Audio Digital Disc System provides superb clarity and a wide dynamic range. It includes a locking opening, automatic and manual search modes, compression, and a random play feature.

(G) A combination rear window defroster and wiper/washer is available for the wagon model.

(H) Left to right: wheel cover; deluxe wheel cover; GL sparkle cast aluminum wheel; LX sparkle cast aluminum wheel; SHO sparkle spoke cast aluminum wheel.

PRODUCT CHANGES

Following publication of the catalog, certain changes in standard equipment, options, prices and the like, or product delays, may have occurred which would not be included in these pages. Your Ford Dealer is your best source for up-to-date information.

Ford Division reserves the right to change product specifications at any time without incurring obligations.

PREFERRED EQUIPMENT PACKAGES AND OPTIONS

Note: Package content is subject to change.
X = Included in package S = Standard O = Optional

Comfort and Convenience

	L 203A	GL 204A	LX 208A	SHO 211A
Manual air conditioning	X	X	S	
Electronic climate-control air conditioning			O	X
Rear window defroster	X	X	X	S
Power door locks and power side windows (available individually)	O	X	S	S
Remote-control decklid (sedan), liftgate (wagon) and fuel door releases		X	S	S
6-way power driver seat		X	S	S
6-way power driver and passenger seats			O	O
Speed control	O	X	X	S
Light group: dual-beam map light; engine compartment light; dual courtesy lights under instrument panel; headlamps-on reminder chime		X	S	S
Leather-wrapped steering wheel			X	S
Keyless entry system			X	X
Power moonroof			O	O
Cargo tiedown net		X	S	S
Rear window wiper/washer (wagon)	O	O	X	
Cargo area cover (wagon)	O	O	X	
Load floor extension — "picnic table" (wagon)		O	X	
Rearfacing third seat (wagon)	O	O	O	
Floor mats, front and rear	O	X	X	S
Deluxe wheel covers with P205/65R15 tires		X		
Sparkle cast aluminum wheels with P205/65R15 tires		O	S	

Stereo Systems

Electronic AM/FM stereo radio with cassette player	O	X		
High-Level Audio System		O	X	S
Ford JBL Audio System			O	O
Audio digital disc system (available with High-Level Audio System)		O	O	O
Power radio antenna			X	S

Performance

3.0L SEFI V-6/electronic 4-speed automatic transaxle	S	S	S	
3.8L SEFI V-6/electronic 4-speed automatic transaxle (standard in LX wagon)		O	O	
3.0L SEFI DOHC 24-valve V-6/5-speed manual transaxle				S
Anti-lock brake system (with 4-wheel disc brakes)	O	O	O	S
Passenger-side air bag supplemental restraint system (see your dealer for availability)	O	O	O	O

Seating

Cloth split bench seats (standard in LX wagon)	S	S	O	
Cloth bucket seats/console (not available in LX wagon)		O	S	
Bucket seats with leather seating surfaces/console		O	O	
Split bench seats with leather seating surfaces			O	
Sport bucket seats with cloth/leather seating surfaces				S
Sport bucket seats with leather seating surfaces				O

COLORS AND TRIMS

Exterior Paint Colors

	Opal Grey	Crystal Blue (2)	Cranberry (2)	Mocha (2)	Black
Oxford White (1)	■	■	■	■	■
Black Clearcoat (1) (2)	■	■	■	■	■
Silver Clearcoat/Metallic	■	■	■	■	■
Opal Grey Clearcoat/Metallic (2)	■	■	■	■	■
Mocha Frost Clearcoat/Metallic (1) (2)	■	■	■	■	■
Medium Mocha Clearcoat/Metallic	■	■	■	■	■
Medium Regatta Blue Clearcoat/Metallic (2)	■	■	■	■	■
Royal Blue Clearcoat/Metallic (1)	■	■	■	■	■
Crystal Blue Frost Clearcoat/Metallic (1) (2)	■	■	■	■	■
Dark Plum Clearcoat/Metallic (1) (2)	■	■	■	■	■
Caribbean Green Clearcoat/Metallic (2)	■	■	■	■	■
Medium Cranberry Clearcoat/Metallic (1) (2)	■	■	■	■	■
Dark Cranberry Clearcoat/Metallic (2)	■	■	■	■	■
Ultra Red Crimson Clearcoat (3)	■	■	■	■	■

(1) Not available on Taurus LX. (2) Not available on Taurus SHO. (3) Taurus SHO color only.

MAJOR STANDARD FEATURES

Exterior

Aero-design halogen headlamps
5-mph polycarbonate bumpers
High-mount brake lamp
Fog lamps (SHO)
Front cornering lamps (LX, SHO)
Dual electric remote outside tinted mirrors
Tinted glass — complete
lower bodyside protection; urethane coating on lower doors and rocker panels (L, GL); colorkeyed protective cladding (LX, SHO)
Aero roof luggage rack (wagon)
Rocker panel moldings
Clearcoat paint (except Oxford White)
Wheel trim; wheel covers (L, GL); sparkle cast aluminum wheels (LX); sparkle spoke cast aluminum wheels (SHO)

Interior

Driverside air bag supplemental restraint system
Electronic AM/FM stereo search radio with electronic digital clock (L, GL, LX); High-Level Audio System (SHO). Radio credit option is available in L and GL.
Variable-speed interval windshield wipers
Trip odometer
Child-proof rear door locks
Security delayed dome lamp
Diagnostic instrument cluster (LX, SHO)
Autolamp system (LX, SHO)
Illuminated entry system (LX, SHO)
Illuminated visor mirrors (LX, SHO)
Automatic parking brake release (LX)
Twoway liftgate (wagon)

Functional

Front-wheel drive
Sequential electronic fuel injection (SEFI); electronic engine controls (EEC-IV)
All-season radial tires: P205/70R14 BSW (L, GL); P205/65R15 BSW (LX); P215/60R16 94V BSW high performance (SHO)
Sedan/wagon front suspension: independent MacPherson strut-type
Sedan rear suspension: independent MacPherson strut-type
Wagon rear suspension: independent "short/long arm" (SLA) type
SHO suspension: MacPherson strut-type with special handling components
Steering: power rack-and-pinion (L, GL, SHO); variable power-assist speed-sensitive (LX)
Brakes: power front disc/rear drum (L, GL, LX); power 4-wheel disc with antilock system (SHO)
Fuel tank: 16 gallons (L, GL, LX); 18.6 gallons (SHO)